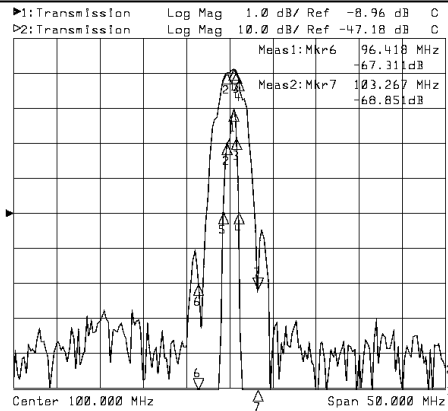


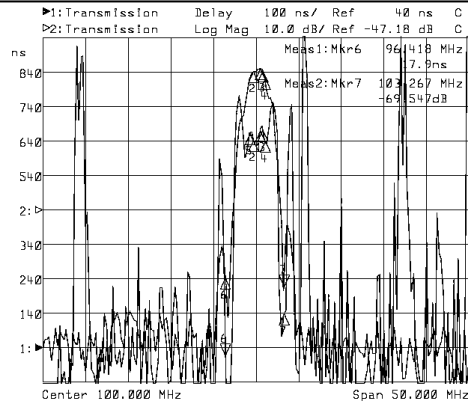
100MHz Low-loss Filter

Part Number 100015L

Typical Performance



Horizontal: 5.0MHz/Div
Vertical: 1dB/Div&10dB/Div



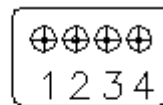
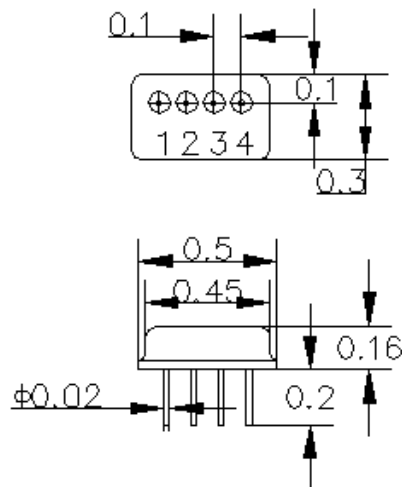
Horizontal: 5.0MHz/Div
Vertical: 50nsec/Div&10dB/Div

NOTE: Date shown is based on two 100015 cascaded configuration

Specifications

Parameter	Unit	Minimum	Typical	Maximum
Center Frequency	MHz	99.90	100.00	100.10
Insertion Loss at F ₀	dB		6.50	7.50
1 dB Bandwidth	MHz	1.00	1.07	
3 dB Bandwidth	MHz	1.70	1.78	
60dB Bandwidth	MHz		6.85	7.00
Passband Variation	dB		0.20	0.50
Group Delay Variation	nsec		80	100
Absolute Delay	usec		0.60	0.65
Ultimate Rejection	dB	60	70	
Substrate Material	-		128LiNbO3	
Ambient Temperature	°C	-40	25	80

Package SB-7



SB-7 IN (OUT) : 1
OUT (IN) : 4
GND : 2, 3